

SCIENCE AND TECHNOLOGY POLICY PROGRAM

● October 1998

**EVALUATION OF NSF PROGRAMS FOR RESEARCH
IMPROVEMENT IN MINORITY INSTITUTIONS (RIMI) AND
CENTERS FOR RESEARCH EXCELLENCE IN SCIENCE
AND TECHNOLOGY (CREST)**

Appendix

By:

Catherine P. Ailes

Susan H. Russell

Participating Scientists and Engineers:

Lance Collins, Pennsylvania State University

Frank Dukepoo, Northern Arizona University

Antonio Garcia, Arizona State University

Jose D. Garcia, University of Arizona

Rosario Gerhardt, Georgia Institute of Technology

Jaime Villa, Florida Atlantic University

Prepared for:

Conrad Katzenmeyer

National Science Foundation

Education and Human Resources

Research, Evaluation and Communication

4201 Wilson Boulevard, Room 855

Arlington, VA 22230

Reference: Contract No. SED 92-55370, Task Order 9

CONTENTS

Appendix: Surveys

Study of NSF’s MRCE Programs: RIMI Principal Investigator Questionnaire	1
Study of NSF’s RIMI and MRCE Programs: RIMI PI Questionnaire	11
Study of NSF’s RIMI and MRCE Programs: RIMI co-PI and Participating Researcher Questionnaire	21
Study of NSF’s RIMI and MRCE Programs: MRCE Director and Scientist Questionnaire	27
Survey of Student Participants in NSF’s RIMI and MRCE Programs	36
Survey of Student Participants in NSF’S MRCE Program	46
Study of NSF’s MRCE Program: Indicators Questionnaire	57

**STUDY OF NSF'S
RIMI AND MRCE PROGRAMS**

RIMI Principal Investigator Questionnaire

- ☛ Some of the questions below ask for numbers. Please provide your best estimate if you do not know the exact number. An estimate is more useful to us than no answer at all. Thank you very much for your cooperation.
- ☛ This questionnaire was designed to be answered by the PI of the RIMI award identified below. If you are not/were not the PI on this award, please forward the questionnaire to the person who is/was the PI.

1. Approximately what percentage of the total amount of this grant paid for each of the following:
(PLEASE GIVE YOUR BEST ESTIMATES)

	Percentage
Equipment	_____ %
Faculty salaries (including yours)	_____ %
Student support (do NOT include postdocs)	_____ %
Indirect costs/overhead	_____ %
Other (travel, supplies, consultants, salaries for postdocs, support staff, etc.)	_____ %
TOTAL :	100%

2. Did NSF require your institution to put up any “matching” funds for this grant?
(PLEASE CIRCLE **ONE** NUMBER AND GIVE YOUR BEST ESTIMATE, IF APPLICABLE)

- Yes..... 1 ☛ How much? \$ _____
- No 2

3. **In total**, how many months of **your** salary have been paid to date by this grant?
(For example, if the grant paid 1 month of your salary for each of 4 years, enter "4.")
(PLEASE GIVE YOUR **BEST ESTIMATE**; IF NONE, ENTER "0")

_____ months

4. How much of this grant was spent on equipment?
(PLEASE CIRCLE **ONE** NUMBER)

\$100,000 or more..... 1 Please answer question 5

Less than \$100,000 2 Please skip to question 6

5. About how much non-RIMI external funding has your institution received for research that relies on equipment purchased by the RIMI grant?
(PLEASE GIVE YOUR **BEST ESTIMATE**; IF NONE, ENTER "0")

\$_____

6. To date, about how many individuals in each group below have received each listed type of support from **this** grant?

(PLEASE ENTER YOUR **BEST ESTIMATES**; IF NONE, ENTER "0")

	<u>Number</u>
Faculty (including yourself)	
Received the equivalent of <u>at least</u> 1 month's salary from this grant	_____
Received other kinds of financial support from this grant (e.g., for travel, publication support, books, supplies, etc.)	_____
Used equipment purchased by this grant	_____
Postdocs	
Received the equivalent of <u>at least</u> 1 month's salary from this grant	_____
Received other kinds of financial support from this grant (e.g., for travel, publication support, books, supplies, etc.)	_____
Used equipment purchased by this grant	_____
Other technical professionals (technicians, programmers, etc.)	
Received the equivalent of <u>at least</u> 1 month's salary from this grant	_____
Administrators or administrative support staff	
Received the equivalent of <u>at least</u> 1 month's salary from this grant	_____
Minority graduate students ("minority" = member of a targeted minority group)	
Received stipends from this grant for <u>at least</u> 1 academic term (including summer)	_____
Received other kinds of financial support from this grant (e.g., for travel, publication support, books, supplies, etc.)	_____
Used equipment purchased by this grant	_____
Minority undergraduate students ("minority" = member of a targeted minority group)	
Received stipends from this grant for <u>at least</u> 1 academic term (including summer)	_____
Received other kinds of financial support from this grant (e.g., for travel, publication support, books, supplies, etc.)	_____
Used equipment purchased by this grant	_____

7. What was the average number of academic terms (including summer) that each of these students (as indicated in question 6, above) received an RIMI stipend?

(PLEASE GIVE YOUR **BEST ESTIMATES**)

Average Number of Academic Terms (Including Summer)
for Which a RIMI Stipend Has Been Received:

- a. Minority undergraduates: _____
- b. Minority masters degree students: _____
- c. Minority PhD students: _____

8. For how many of the following kinds of publications in refereed journals has this grant been cited as having supported or co-supported the research?

(PLEASE GIVE YOUR **BEST ESTIMATES**; IF NONE, ENTER "0")

- a. Number that **you yourself** have authored or co-authored: _____
- b. Number that **all faculty (including yourself)** have authored or co-authored: _____
- c. Number that **students** have authored or co-authored: _____

9. How many masters or doctoral dissertations and theses have been based on research supported by this grant?

(PLEASE GIVE YOUR **BEST ESTIMATE**; IF NONE, ENTER "0")

Total number: _____

10. **Since you received this RIMI award**, have you submitted **any** proposals for external funding? (Please include only those proposals on which you were PI or co-PI.)

(PLEASE CIRCLE **ONE** NUMBER)

Yes..... 1 Please continue

No 2 Please skip to question 12

11. **Since you received this RIMI award,**

- (1) How many **proposals** have you submitted to each of the following kinds of programs
- (2) How many **awards** have you received as a consequence of these proposals?
- (3) What is the total **dollar value** of the awards?

(PLEASE GIVE YOUR **BEST ESTIMATES**; IF NONE, ENTER "0")

 **Please include only those proposals/awards on which you were PI or co-PI.**

	Since You Received This RIMI Award:		
	(1) Number of Proposals Submitted	(2) Number of Awards Received	(3) Dollar Value of Awards Received
a. Federal government programs targeted for minorities	_____	_____	\$ _____
b. Federal government programs NOT targeted for minorities	_____	_____	\$ _____
c. Programs in state government, foundations, industry, etc.	_____	_____	\$ _____

12. What effect, if any, do you think your department's RIMI awards (all RIMI awards received by your department) have had on each of the following?

(PLEASE CIRCLE **ONE** NUMBER FOR **EACH** ITEM)

Combined Effect of RIMI Awards on:	<u>Negative Effect</u>	<u>No Effect</u>	<u>Positive Effect</u>	<u>Have No Idea</u>
a. Your research equipment	1	2	3	9
b. Your ability to obtain other research grants (e.g., those indicated in question 11)	1	2	3	9
c. Your career	1	2	3	9
d. The quality of teaching in your department	1	2	3	9
e. The quality of research in your department	1	2	3	9
f. Your department's ability to produce higher quality students	1	2	3	9
g. Your department's ability to attract higher quality students	1	2	3	9
h. The weight given to research and publications in tenure/promotion decisions	1	2	3	9
i. The administrative support your institution provides for research	1	2	3	9
j. RIMI faculty/student collaboration with other institutions	1	2	3	9

13. How much do you agree or disagree with each of the following statements?

(PLEASE CIRCLE **ONE** NUMBER FOR **EACH** ITEM)

	<u>Agree Strongly</u>	<u>Agree Somewha t</u>	<u>Disagree Somewhat</u>	<u>Disagree Strongly</u>	<u>Have No Idea</u>
a. "Hands-on" research experience is a key element in attracting and retaining undergraduate students in my field.	4	3	2	1	9
b. The availability of student financial support is very important to my department's ability to attract high quality undergraduates .	4	3	2	1	9
c. The availability of student financial support is very important to my department's ability to attract high quality graduate students .	4	3	2	1	9
Doesn't Apply: No Equipment					
d. My institution has had sufficient funds to adequately maintain our RIMI equipment. 0	4	3	2	1	9
e. My institution has provided adequate release time for faculty engaged in RIMI research.	4	3	2	1	9
f. In general, my research efforts are adequately rewarded by my institution.	4	3	2	1	9

14. Do you think NSF's requirement (since 1993) that RIMI equipment funds be matched by the institution has prevented your institution from obtaining needed equipment?

(PLEASE CIRCLE **ONE** NUMBER)

<u>Definitely NOT</u>	<u>Probably NOT</u>	<u>Probably YES</u>	<u>Definitely YES</u>	<u>Have No Idea</u>
1	2	3	4	9

15. How often did you receive a response or feedback from NSF when you submitted progress reports on your RIMI research?

(PLEASE CIRCLE YOUR **BEST ESTIMATE**)

<u>Doesn't apply: Did not submit progress reports</u>	<u>Never</u>	<u>Sometimes</u>	<u>Always</u>	<u>Have No Idea</u>
0	1	2	3	9

16. Would you have liked to receive a response or feedback (or more feedback than you actually received) from NSF?

(PLEASE CIRCLE **ONE** NUMBER)

Definitely NOT	Probably NOT	Probably YES	Definitely YES	Have No Idea
1	2	3	4	9

17. To what extent, if at all, do you feel your RIMI research has “opened doors” for you at NSF’s research directorates?

(PLEASE CIRCLE **ONE** NUMBER)

Not At All	Somewhat	A Great Deal	Have No Idea
1	2	3	9

BACKGROUND INFORMATION

18. In what year did you receive your doctorate? Year: 19_____

19. In what year did you join the faculty of this institution? Year: 19_____

20. What was your academic rank when you received this RIMI grant, and what is it now?

(PLEASE CIRCLE **ONE** NUMBER IN **EACH** COLUMN)

	Academic Rank When You Received This RIMI Grant	Current Academic Rank
Professor	1	1
Associate professor	2	2
Assistant professor	3	3
Instructor or lecturer	4	4
Research associate	5	5
Other (<i>please specify below:</i>)	6	6

21. What was your tenure status when you received this RIMI grant, and what is it now?
 (PLEASE CIRCLE **ONE** NUMBER IN **EACH** COLUMN)

	<u>Tenure Status When You Received This RIMI Grant</u>	<u>Current Tenure Status</u>
Doesn't apply: No tenure system here	0	0
Tenured	1	1
On tenure track but not tenured	2	2
Not on tenure track	3	3

22. What is your gender?
 (PLEASE CIRCLE **ONE** NUMBER)

<u>Male</u>	<u>Female</u>
1	2

23. What is your age?
 (PLEASE CIRCLE **ONE** NUMBER)

<u>Under 30</u>	<u>30 to 39</u>	<u>40 to 49</u>	<u>50 to 59</u>	<u>60 or older</u>
1	2	3	4	5

24. Which one of the following **best** describes your race/ethnicity?
 (PLEASE CIRCLE **ONE** NUMBER)

- Asian or Pacific Islander 1
- Black, African-American 2
- Hispanic/Latino 3
- Native American/American Indian or Alaska Native .. 4
- Caucasian/White 5
- Other (*please specify below:*) 6

25. Are you a U.S. citizen?
 (PLEASE CIRCLE **ONE** NUMBER)

<u>Yes</u>	<u>No</u>
1	2

COMMENTS:

THANK YOU VERY MUCH FOR YOUR PARTICIPATION.

Please return this completed questionnaire in the enclosed envelope to:

Dr. Susan Russell, Survey Research Program

SRI International, 333 Ravenswood Avenue, Menlo Park CA 94025

Telephone: 415-859-4164 • Fax: 415-859-4359 • E-mail: susan_russell@qm.sri.com

STUDY OF NSF'S RIMI AND MRCE PROGRAMS
RIMI PI Questionnaire

- ☛ Some of the questions below ask for numbers. Please provide your best estimate if you do not know the exact number. An estimate is more useful to us than no answer at all. Thank you very much for your cooperation.
- ☛ This questionnaire was designed to be answered by the PI of the RIMI awards identified below. If you are not/were not the PI on these awards, please forward the questionnaire to the person who is/was the PI.

1. Approximately what percentage of the total amounts of these grants paid for each of the following:
 (PLEASE GIVE YOUR **BEST ESTIMATES**)

	First Award	Second Award
Equipment	_____ %	_____ %
Faculty salaries (including yours)	_____ %	_____ %
Student support (do NOT include postdocs)	_____ %	_____ %
Indirect costs/overhead	_____ %	_____ %
Other (travel, supplies, consultants, salaries for postdocs, support staff, etc.)	_____ %	_____ %
TOTAL :	100%	100%


2. Did NSF require your institution to put up any "matching" funds for either or both of these grants?
 (PLEASE CIRCLE **ONE** NUMBER AND GIVE YOUR **BEST ESTIMATE**, IF APPLICABLE)


			First Award	Second Award
Yes.....	1	☛ How much?	\$ _____	\$ _____
No	2			

3. **In total**, how many months of **your** salary have been paid to date by your RIMI grants?
(For example, if the grants have paid 1 month of your salary for each of 4 years, enter "4.")
(PLEASE GIVE YOUR **BEST ESTIMATE**; IF NONE, ENTER "0")

_____ months

4. In total, how much of these awards was spent on equipment?
(PLEASE CIRCLE **ONE** NUMBER)

\$100,000 or more for the two awards combined..... 1  Please answer question 5

Less than \$100,000 for the two awards combined.... 2  Please skip to question 6

5. About how much non-RIMI external funding has your institution received for research that relies on this RIMI equipment?
(PLEASE GIVE YOUR **BEST ESTIMATE**; IF NONE, ENTER "0")

\$_____

6. To date, about how many individuals in each group below have received each listed type of support from **both** of your RIMI grants combined?

(PLEASE ENTER YOUR **BEST ESTIMATES**; IF NONE, ENTER "0")

Number

Faculty (including yourself)

Received the equivalent of at least 1 month's salary from the RIMI awards _____

Received other kinds of financial support from the RIMI awards (e.g., for travel, publication support, books, supplies, etc.)..... _____

Used equipment purchased by the RIMI awards..... _____

Postdocs

Received the equivalent of at least 1 month's salary from the RIMI awards..... _____

Received other kinds of financial support from the RIMI awards (e.g., for travel, publication support, books, supplies, etc.)..... _____

Used equipment purchased by the RIMI award..... _____

Other technical professionals (technicians, programmers, etc.)

Received the equivalent of at least 1 month's salary from the RIMI awards..... _____

Administrators or administrative support staff

Received the equivalent of at least 1 month's salary from the RIMI awards _____

Minority graduate students ("minority" = member of a targeted minority group)

Received stipends from the RIMI awards for at least 1 academic term (including summer) _____

Received other kinds of financial support from the RIMI award (e.g., for travel, publication support, books, supplies, etc.)..... _____

Used equipment purchased by the RIMI awards..... _____

Minority undergraduate students ("minority" = member of a targeted minority group)

Received stipends from the RIMI awards for at least 1 academic term (including summer) _____

Received other kinds of financial support from the RIMI awards (e.g., for travel, publication support, books, supplies, etc.)..... _____

Used equipment purchased by the RIMI awards..... _____

7. What was the average number of academic terms (including summer) that each of these students (as indicated in question 6, above) received a RIMI stipend?

(PLEASE GIVE YOUR **BEST ESTIMATES**)

Average Number of Academic Terms (Including Summer)
for Which a RIMI Stipend Has Been Received:

- a. Minority undergraduates: _____
- b. Minority masters degree students: _____
- c. Minority PhD students: _____

8. For how many of the following kinds of publications in refereed journals have these RIMI grants been cited as having supported or co-supported the research?

(PLEASE GIVE YOUR **BEST ESTIMATES**; IF NONE, ENTER "0")

- a. Number that **you yourself** have authored or co-authored: _____
- b. Number that **all faculty (including yourself)** have authored or co-authored: _____
- c. Number that **students** have authored or co-authored: _____

9. How many masters or doctoral dissertations and theses have been based on research supported by these RIMI grants?

(PLEASE GIVE YOUR **BEST ESTIMATE**; IF NONE, ENTER "0")

Total number: _____

10. **Since you received your first RIMI award**, have you submitted **any** proposals for external funding?

(Please include only those proposals on which you were PI or co-PI.)

(PLEASE CIRCLE **ONE** NUMBER)

Yes..... 1 Please continue

No 2 Please skip to question 12

11. **Since you received your first RIMI award,**

- (1) How many **proposals** have you submitted to each of the following kinds of programs
- (2) How many **awards** have you received as a consequence of these proposals?
- (3) What is the total **dollar value** of the awards?

(PLEASE GIVE YOUR **BEST ESTIMATES**; IF NONE, ENTER "0")

 **Please include only those proposals/awards on which you were PI or co-PI.**

Since You Received Your First RIMI Award:

	(1) Number of Proposals Submitted	(2) Number of Awards Received	(3) Total Dollar Value of Awards Received
a. Federal government programs targeted for minorities	_____	_____	\$ _____
b. Federal government programs NOT targeted for minorities	_____	_____	\$ _____
c. Programs in state government, foundations, industry, etc.	_____	_____	\$ _____

12. What effect, if any, do you think your department's RIMI awards (all RIMI awards received by your department) have had on each of the following?
 (PLEASE CIRCLE **ONE** NUMBER FOR **EACH** ITEM)

Combined Effect of RIMI Awards on:	<u>Negative Effect</u>	<u>No Effect</u>	<u>Positive Effect</u>	<u>Have No Idea</u>
a. Your research equipment	1	2	3	9
b. Your ability to obtain other research grants (e.g., those indicated in question 10)	1	2	3	9
c. Your career	1	2	3	9
d. The quality of teaching in your department	1	2	3	9
e. The quality of research in your department	1	2	3	9
f. Your department's ability to produce higher quality students	1	2	3	9
g. Your department's ability to attract higher quality students	1	2	3	9
h. The weight given to research and publications in tenure/promotion decisions	1	2	3	9
i. The administrative support your institution provides for research	1	2	3	9
j. RIMI faculty/student collaboration with other institutions	1	2	3	9

13. How much do you agree or disagree with each of the following statements?

(PLEASE CIRCLE **ONE** NUMBER FOR **EACH** ITEM)

	<u>Agree Strongly</u>	<u>Agree Somewha t</u>	<u>Disagree Somewhat</u>	<u>Disagree Strongly</u>	<u>Have No Idea</u>
a. "Hands-on" research experience is a key element in attracting and retaining undergraduate students in my field.	4	3	2	1	9
b. The availability of student financial support is very important to my department's ability to attract high quality undergraduates .	4	3	2	1	9
c. The availability of student financial support is very important to my department's ability to attract high quality graduate students .	4	3	2	1	9
Doesn't Apply: No Equipment					
d. My institution has had sufficient funds to adequately maintain our RIMI equipment. 0	4	3	2	1	9
e. My institution has provided adequate release time for faculty engaged in RIMI research.	4	3	2	1	9
f. In general, my research efforts are adequately rewarded by my institution.	4	3	2	1	9

14. Do you think NSF's requirement (since 1993) that RIMI equipment funds be matched by the institution has prevented your institution from obtaining needed equipment?

(PLEASE CIRCLE **ONE** NUMBER)

<u>Definitely NOT</u>	<u>Probably NOT</u>	<u>Probably YES</u>	<u>Definitely YES</u>	<u>Have No Idea</u>
1	2	3	4	9

15. How often did you receive a response or feedback from NSF when you submitted progress reports on your RIMI research?

(PLEASE CIRCLE YOUR **BEST ESTIMATE**)

<u>Doesn't apply: Did not submit progress reports</u>	<u>Never</u>	<u>Sometimes</u>	<u>Always</u>	<u>Have No Idea</u>
0	1	2	3	9

16. Would you have liked to receive a response or feedback (or more feedback than you actually received) from NSF?

(PLEASE CIRCLE **ONE** NUMBER)

Definitely NOT Probably NOT Probably YES Definitely YES Have No Idea
 1 2 3 4 9

17. To what extent, if at all, do you feel your RIMI research has “opened doors” for you at NSF’s research directorates?

(PLEASE CIRCLE **ONE** NUMBER)

Not At All Somewhat A Great Deal Have No Idea
 1 2 3 9

BACKGROUND INFORMATION

18. In what year did you receive your doctorate? Year: 19_____

19. In what year did you join the faculty of this institution? Year: 19_____

20. What was your academic rank when you received your first RIMI award, and what is it now?

(PLEASE CIRCLE **ONE** NUMBER IN **EACH** COLUMN)

	<u>Academic Rank When You Received Your First RIMI Award</u>	<u>Current Academic Rank</u>
Professor	1	1
Associate professor	2	2
Assistant professor	3	3
Instructor or lecturer	4	4
Research associate	5	5
Other (<i>please specify below:</i>)	6	6

21. What was your tenure status when you received your first RIMI award, and what is it now?
 (PLEASE CIRCLE **ONE** NUMBER IN **EACH** COLUMN)

	<u>Tenure Status When You Received Your First RIMI Award</u>	<u>Current Tenure Status</u>
Doesn't apply: No tenure system here	0	0
Tenured	1	1
On tenure track but not tenured	2	2
Not on tenure track	3	3

22. What is your gender?
 (PLEASE CIRCLE **ONE** NUMBER)

<u>Male</u>	<u>Female</u>
1	2

23. What is your age?
 (PLEASE CIRCLE **ONE** NUMBER)

<u>Under 30</u>	<u>30 to 39</u>	<u>40 to 49</u>	<u>50 to 59</u>	<u>60 or older</u>
1	2	3	4	5

24. Which one of the following **best** describes your race/ethnicity?
 (PLEASE CIRCLE **ONE** NUMBER)

- Asian or Pacific Islander..... 1
- Black, African-American 2
- Hispanic/Latino..... 3
- Native American/American Indian or Alaska Native .. 4
- Caucasian/White 5
- Other (*please specify below:*)..... 6

25. Are you a U.S. citizen?
 (PLEASE CIRCLE **ONE** NUMBER)

<u>Yes</u>	<u>No</u>
1	2

COMMENTS:

THANK YOU VERY MUCH FOR YOUR PARTICIPATION.

Please return this completed questionnaire in the enclosed envelope to:

Dr. Susan Russell, Survey Research Program

SRI International, 333 Ravenswood Avenue, Menlo Park CA 94025

Telephone: 415-859-4164 • Fax: 415-859-4359 • E-mail: susan_russell@qm.sri.com

**STUDY OF NSF'S
RIMI AND MRCE PROGRAMS**

**RIMI co-PI and Participating Researcher
Questionnaire**

☛ Some of the questions below ask for numbers. Please provide your best estimate if you do not know the exact number. An estimate is more useful to us than no answer at all. Thank you very much for your cooperation.

Please answer this questionnaire with regard to the RIMI award identified below. Please make corrections to this information as necessary.

1. Have you participated in this grant?
(PLEASE CIRCLE ONE NUMBER)

- Yes..... 1 ☛ *Please continue*
- No 2 ☛ *Please stop here and return this questionnaire to SRI*

2. Approximately when did you first become involved with this grant?

_____ / _____
month year

3. Are you currently involved with this grant?
(PLEASE CIRCLE ONE NUMBER)

- Yes..... 1
- No 2 ☛ When did your involvement with this grant end? _____ / _____
month year

4. **In total**, how many months of **your** salary, if any, were paid (or have been paid to date) by this grant?

(For example, if the grant paid 1 month of your salary for each of 4 years, enter "4.")

(PLEASE ENTER YOUR **BEST ESTIMATE**; IF "NONE," PLEASE ENTER "0")

_____ months

5. How many publications in refereed journals have **you yourself** authored or co-authored for which this grant was cited as having supported or co-supported the research?
(PLEASE ENTER YOUR **BEST ESTIMATE**; IF "NONE," PLEASE ENTER "0")


Total number: _____

6. Are you in the same department as the PI on this award?
(PLEASE CIRCLE **ONE** NUMBER)

Yes..... 1

No 2

7. Has the number of minority students (at any level) in your department increased since this RIMI award was received?
(PLEASE CIRCLE **ONE** NUMBER)


Yes..... 1  Please continue

No 2  Please skip to question 9

8. To what extent, if at all, do you think the increase in minority students in your department is attributable to this or other RIMI awards received by your institution?
(PLEASE CIRCLE YOUR **BEST ESTIMATE**)

<u>Not At All</u>	<u>Somewhat</u>	<u>A Great Deal</u>	<u>Have No Idea</u>
1	2	3	9

9. **Since your involvement in this RIMI award began**, have you submitted **any** proposals for external funding? (Please include only those proposals on which you were PI or co-PI.)
(PLEASE CIRCLE **ONE** NUMBER)

Yes..... 1  Please continue

No 2  Please skip to question 11

10. Since your involvement in this RIMI award began,

- (1) How many **proposals** have you submitted to each of the following kinds of programs
- (2) How many **awards** have you received as a consequence of these proposals?
- (3) What is the total **dollar value** of the awards?

(PLEASE GIVE YOUR **BEST ESTIMATES**; IF NONE, ENTER "0")

 Please include only those proposals/awards on which you were PI or co-PI.

	<u>Since Your Involvement in This RIMI Award Began:</u>		
	<u>(1) Number of Proposals Submitted</u>	<u>(2) Number of Awards Received</u>	<u>(3) Total Dollar Value of Awards Received</u>
a. Federal government programs targeted for minorities	_____	_____	\$ _____
b. Federal government programs NOT targeted for minorities	_____	_____	\$ _____
c. Programs in state government, foundations, industry, etc.	_____	_____	\$ _____

11. What effect, if any, do you think your department's RIMI awards (all RIMI awards received by your department) have had on each of the following?

(PLEASE CIRCLE **ONE** NUMBER FOR **EACH** ITEM)

Effect of RIMI Awards on:	<u>Negative Effect</u>	<u>No Effect</u>	<u>Positive Effect</u>	<u>Have No Idea</u>
a. Your research equipment	1	2	3	9
b. Your ability to obtain other research grants (e.g., those indicated in question 10)	1	2	3	9
c. Your career	1	2	3	9
d. The quality of teaching in your department	1	2	3	9
e. The quality of research in your department	1	2	3	9
f. Your department's ability to produce higher quality students	1	2	3	9
g. Your department's ability to attract higher quality students	1	2	3	9
h. The weight given to research and publications in tenure/promotion decisions	1	2	3	9
i. The administrative support your institution provides for research	1	2	3	9
j. Collaboration with other institutions	1	2	3	9

12. How much do you agree or disagree with each of the following statements?

(PLEASE CIRCLE **ONE** NUMBER FOR **EACH** ITEM)

	<u>Agree Strongly</u>	<u>Agree Somewhat</u>	<u>Disagree Somewhat</u>	<u>Disagree Strongly</u>	<u>Have No Idea</u>	
a. "Hands-on" research experience is a key element in attracting and retaining undergraduate students in my field.	4	3	2	1	9	
b. The availability of student financial support is very important to my department's ability to attract high quality undergraduates .	4	3	2	1	9	
c. The availability of student financial support is very important to my department's ability to attract high quality graduate students .	4	3	2	1	9	
d. My institution has had sufficient funds to adequately maintain our RIMI equipment.	0	4	3	2	1	9
Doesn't Apply: No Equipment						
e. My institution has provided adequate release time for faculty engaged in RIMI research.	4	3	2	1	9	
f. In general, my research efforts are adequately rewarded by my institution.	4	3	2	1	9	

13. To what extent, if at all, do you feel your RIMI research has "opened doors" for you at NSF's research directorates?

(PLEASE CIRCLE **ONE** NUMBER)

<u>Not At All</u>	<u>Somewhat</u>	<u>A Great Deal</u>	<u>Have No Idea</u>
1	2	3	9

BACKGROUND INFORMATION

14. In what year did you receive your doctorate? Year: 19_____

15. In what year did you join the faculty of this institution? Year: 19_____

16. What was your academic rank when you first became involved with this RIMI award, and what is it now?

(PLEASE CIRCLE **ONE** NUMBER IN **EACH** COLUMN)

	<u>Academic Rank When You Became Involved with This RIMI Grant</u>	<u>Current Academic Rank</u>
Professor	1	1
Associate professor	2	2
Assistant professor	3	3
Instructor or lecturer	4	4
Research associate	5	5
Other (please specify below: _____	6	6

17. What was your tenure status when you first became involved with this RIMI award, and what is it now?

(PLEASE CIRCLE **ONE** NUMBER IN **EACH** COLUMN)

	<u>Tenure Status When You Became Involved with This RIMI Award</u>	<u>Current Tenure Status</u>
Doesn't apply: No tenure system here	0	0
Tenured	1	1
On tenure track but not tenured	2	2
Not on tenure track	3	3

18. What is your gender? (PLEASE CIRCLE **ONE** NUMBER)

<u>Male</u>	<u>Female</u>
1	2

19. What is your age? (PLEASE CIRCLE **ONE** NUMBER)

<u>Under 30</u>	<u>30 to 39</u>	<u>40 to 49</u>	<u>50 to 59</u>	<u>60 or older</u>
1	2	3	4	5

20. Which one of the following **best** describes your race/ethnicity? (PLEASE CIRCLE **ONE** NUMBER)

- Asian or Pacific Islander..... 1
 - Black, African-American 2
 - Hispanic/Latino..... 3
 - Native American/American Indian or Alaska Native .. 4
 - Caucasian/White 5
 - Other (*please specify below:*)..... 6
-

21. Are you a U.S. citizen? (PLEASE CIRCLE **ONE** NUMBER)

<u>Yes</u>	<u>No</u>
1	2

**THANK YOU VERY MUCH FOR YOUR PARTICIPATION.
PLEASE PROVIDE ANY COMMENTS YOU MAY HAVE ON A SEPARATE SHEET.**

Please return this completed questionnaire in the enclosed postage-paid envelope to:
SRI International, Survey Research Program, 333 Ravenswood Avenue, Menlo Park, CA 94025
Telephone: 415-859-4164 • Fax: 415-859-4359 • E-mail: susan_russell@qm.sri.com

(PLEASE CIRCLE YOUR **BEST ESTIMATE**)

Average annual MRCE funds for your salary, research, supplies, travel, etc.:

<u>None</u>	<u>Less Than \$25,000</u>	<u>\$25,001 to \$50,000</u>	<u>\$50,001 to \$100,000</u>	<u>\$100,001 to \$150,000</u>	<u>\$150,001 to \$200,000</u>	<u>More Than \$200,000</u>
0	1	2	3	4	5	6

6. Is your department the one in which the MRCE is centered?


(PLEASE CIRCLE **ONE** NUMBER)

Yes..... 1

No 2

7. Does your department have a Ph.D. program?

(PLEASE CIRCLE **ONE** NUMBER)

Yes..... 1  Please continue

No 2  Please skip to question 9

8. To what extent, if at all, do you think the MRCE helped to create this Ph.D. program?

(PLEASE CIRCLE YOUR **BEST ESTIMATE**)

<u>Not At All</u>	<u>Somewhat</u>	<u>A Great Deal</u>	<u>Have No Idea</u>
1	2	3	9

9. In your opinion, how important is having a Ph.D. program to each of the following?

(PLEASE CIRCLE **ONE** NUMBER FOR **EACH** ITEM)

Importance of having a Ph.D. Program to:	<u>Doesn't apply to me</u>	<u>Not Important</u>	<u>Somewhat Important</u>	<u>Very Important</u>	<u>Have No Idea</u>
a. Your ability to obtain high quality <u>graduate</u> student assistance for your research	0	1	2	3	9
b. Your ability to obtain high quality <u>undergraduate</u> student assistance for your research	0	1	2	3	9
c. Your department's ability to attract high quality students in general	xx	1	2	3	9
d. Your department's ability to attract high quality <u>faculty</u>	xx	1	2	3	9

10. Has the number of minority students in your department increased since the MRCE began?

☛ **By “minority,” we mean members of a targeted minority group.**

(PLEASE CIRCLE ONE NUMBER)

Yes..... 1 ☛ *Please continue*

No 2 ☛ *Please skip to question 12*

11. To what extent, if at all, do you think the increase in minority students in your department is attributable to the MRCE award?

☛ **By “minority,” we mean members of a targeted minority group.**

(PLEASE CIRCLE YOUR BEST ESTIMATE)

Not At All	Somewhat	A Great Deal	Have No Idea
1	2	3	9

12. **Since your involvement in the MRCE began**, have you submitted any proposals for external funding? (Please include only those proposals on which you were PI or co-PI.)

(PLEASE CIRCLE ONE NUMBER)

Yes..... 1 ☛ *Please continue*

No 2 ☛ *Please skip to question 14*

13. **Since your involvement in the MRCE began**,

(1) How many **proposals** have you submitted to each of the following kinds of programs

(2) How many **awards** have you received as a consequence of these proposals?

(3) What is the total **dollar value** of the awards?

(PLEASE GIVE YOUR **BEST ESTIMATES**; IF NONE, ENTER “0”)

☛ **Please include only those proposals/awards on which you were PI or co-PI.**

Since Your Involvement in the MRCE Began:

	(1) Number of Proposals Submitted	(2) Number of Awards Received	(3) Total Dollar Value of Awards Received
a. Federal government programs targeted for minorities	_____	_____	\$ _____
b. Federal government programs NOT targeted for minorities	_____	_____	\$ _____
c. Programs in state government, foundations, industry, etc.	_____	_____	\$ _____

14. How many publications in refereed journals have **you yourself** authored or co-authored for which the MRCE award was cited as having supported or co-supported the research?
 (PLEASE ENTER YOUR **BEST ESTIMATE**; IF "NONE," PLEASE ENTER "0")

Total number: _____

15. What effect, if any, do you think the MRCE award(s) have had on each of the following?
 (PLEASE CIRCLE **ONE NUMBER FOR EACH ITEM**)

Effect of MRCE Award(s) on:	Negative Effect	No Effect	Positive Effect	Have No Idea
a. The research equipment/facilities that you use	1	2	3	9
b. Your ability to obtain other research grants (e.g., those indicated in question 13)	1	2	3	9
c. Your career	1	2	3	9
d. The careers of other faculty at your institution	1	2	3	9
e. Cohesion and focus among the researchers participating in the MRCE	1	2	3	9
f. The quality of teaching in your department	1	2	3	9
g. The quality of research in your department	1	2	3	9
h. The size of your department's faculty	1	2	3	9
i. Your department's ability to produce higher quality students	1	2	3	9
j. Your department's ability to attract higher quality students	1	2	3	9
k. The weight given to research and publications in tenure/promotion decisions	1	2	3	9
l. The administrative support your institution provides for research	1	2	3	9
m. The reputation of your department within your institution	1	2	3	9
n. The reputation of your department in the scientific community	1	2	3	9
o. The reputation of your institution in general in the scientific community	1	2	3	9

p. MRCE faculty/student collaboration with other academic institutions	1	2	3	9
q. MRCE faculty/student collaboration with industry	1	2	3	9

16. How much do you agree or disagree with each of the following statements?

(PLEASE CIRCLE **ONE** NUMBER FOR **EACH** ITEM)

	<u>Agree Strongly</u>	<u>Agree Somewhat</u>	<u>Disagree Somewhat</u>	<u>Disagree Strongly</u>	<u>Have No Idea</u>
Students:					
a. "Hands-on" research experience is a key element in attracting and retaining undergraduate students in my field.	4	3	2	1	9
b. The availability of student financial support is very important to my department's ability to attract high quality undergraduates .	4	3	2	1	9
c. The availability of student financial support is very important to my department's ability to attract high quality graduate students .	4	3	2	1	9
Your Institution:					
d. My institution provides adequate release time for faculty engaged in research.	4	3	2	1	9
e. In general, my research efforts are adequately rewarded by my institution.	4	3	2	1	9
NSF:					
f. I feel that NSF program officers have a good understanding of the research that we are doing under the MRCE award.	4	3	2	1	9
g. NSF's expectations and requirements regarding how MRCE funds should be spent have been consistent throughout the duration of the award.	4	3	2	1	9
h. NSF's expectations and requirements regarding how MRCE funds should be spent have been reasonable.	4	3	2	1	9

17. Do you think the dual focus in the MRCE program on high quality research and student development has made it difficult for the Center to know where to concentrate attention?
 (PLEASE CIRCLE **ONE** NUMBER)

No, Not At All Yes, Somewhat Yes, A Great Deal Have No Idea
 1 2 3 9

18. In **your** opinion, how would you rate the emphasis NSF puts on each of the following components of your MRCE? (PLEASE CIRCLE **ONE** NUMBER FOR **EACH** ITEM)

	<u>Not Enough</u>	<u>About the Right Amount</u>	<u>Too Much</u>	<u>Have No Idea</u>
a. Graduate student development	1	2	3	9
b. Undergraduate student development	1	2	3	9
c. Outreach to pre-college students	1	2	3	9
d. High quality research	1	2	3	9
e. Publications in peer-reviewed journals	1	2	3	9
f. Collaboration/networking within your institution	1	2	3	9
g. Collaboration/networking with researchers at other universities	1	2	3	9
h. Collaboration and networking with industry	1	2	3	9

19. Overall, how would you rate the flexibility that NSF gives your institution in deciding how to use MRCE funds?
 (PLEASE CIRCLE **ONE** NUMBER)

Not Enough About the Right Amount Too Much Have No Idea
 1 2 3 9

20. To what extent, if at all, do you feel your MRCE research has “opened doors” for you at NSF’s research directorates?
 (PLEASE CIRCLE **ONE** NUMBER)

Not At All Somewhat A Great Deal Have No Idea
 1 2 3 9

21. Have you received any assistance from the MRCE program staff at NSF in establishing contacts with NSF’s research directorates?
 (PLEASE CIRCLE **ONE** NUMBER)

Yes No
 1 2

22. Would you like to receive assistance from the MRCE program staff at NSF in establishing contacts with NSF's research directorates?

(PLEASE CIRCLE **ONE** NUMBER)

<u>Yes</u>	<u>No</u>
1	2

BACKGROUND INFORMATION

23. In what year did you receive your doctorate? Year: 19_____

24. In what year did you join the faculty of this institution? Year: 19_____

25. What was your academic rank when your involvement in the MRCE began, and what is it now?
(PLEASE CIRCLE **ONE** NUMBER IN **EACH** COLUMN)

	Academic Rank When Your Involvement in the MRCE Began	Current Academic Rank
Professor	1	1
Associate professor	2	2
Assistant professor	3	3
Instructor or lecturer	4	4
Research associate	5	5
Other (please specify below: _____)	6	6

26. What was your tenure status when your involvement in the MRCE began, and what is it now?
(PLEASE CIRCLE **ONE** NUMBER IN **EACH** COLUMN)

	Tenure Status When Your Involvement in the MRCE Began	Current Tenure Status
Doesn't apply: No tenure system here	0	0
Tenured	1	1
On tenure track but not tenured	2	2
Not on tenure track	3	3

27. What is your gender?

(PLEASE CIRCLE **ONE** NUMBER)

<u>Male</u>	<u>Female</u>
1	2

28. What is your age?

(PLEASE CIRCLE **ONE** NUMBER)

<u>Under 30</u>	<u>30 to 39</u>	<u>40 to 49</u>	<u>50 to 59</u>	<u>60 or older</u>
1	2	3	4	5

29. Which one of the following **best** describes your race/ethnicity?

(PLEASE CIRCLE **ONE** NUMBER)

- Asian or Pacific Islander.....1
- Black, African-American2
- Hispanic/Latino.....3
- Native American/American Indian or Alaska Native4
- Caucasian/White5
- Other (*please specify below:*).....6

30. Are you a U.S. citizen?

(PLEASE CIRCLE **ONE** NUMBER)

<u>Yes</u>	<u>No</u>
1	2

COMMENTS: (Attach additional sheet if necessary)

THANK YOU VERY MUCH FOR YOUR PARTICIPATION.

Please return this completed questionnaire in the enclosed postage-paid envelope to:

SRI International, Survey Research Program
333 Ravenswood Avenue, Menlo Park, CA 94025

Telephone: 415-859-4164 • Fax: 415-859-4359 • E-mail: susan_russell@qm.sri.com

**SURVEY OF STUDENT PARTICIPANTS
IN NSF'S RIMI AND MRCE PROGRAMS**

According to our records, you have participated in the NSF grant identified below.

1. As far as you know, have you received any kind of **financial support—including tuition, stipends, travel expenses for conferences, etc.**—from the RIMI or MRCE program that is identified above?

(PLEASE CIRCLE **ONE** NUMBER)

Yes..... 1 *Please continue*

No 2 *Please stop here and return this questionnaire to SRI*

2. As far as you know, are you currently receiving any kind of financial support from this program?

(PLEASE CIRCLE **ONE** NUMBER)

Yes..... 1 *Please skip to question 4*

No 2 *Please answer question 3*

3. To the best of your knowledge, in what year did you last receive any kind of financial support from this program?

(PLEASE ENTER YEAR OF MOST RECENT FINANCIAL SUPPORT FROM THIS PROGRAM)

Year: 19____

4. As far as you know, which of the following kinds of financial support have you received from this program?

(PLEASE CIRCLE ALL THAT APPLY)

- Tuition 0
- Stipend(s) 1
- Travel expenses for conferences, etc. 2
- Money for books or other supplies 3
- Other (please specify:) _____ 4
- _____
- Have no idea..... 9

5. Have you received financial support from this program during the **regular academic year** (fall through spring of any year, not just the current one)?

(PLEASE CIRCLE ONE NUMBER)

- Yes..... 1 Please continue
- No 2 Please skip to question 7

6. For **how many** academic terms, not including summers, have you received any financial support from the program?

(PLEASE CIRCLE YOUR BEST ESTIMATE)

By "academic term," we mean fall through spring terms.
Do NOT include any financial support received during the summer.

- Less than 1 academic term 1
- 1 or 2 academic terms 2
- 3 or 4 academic terms 3
- 5 or 6 academic terms 4
- 7 or 8 academic terms 5
- More than 8 academic terms 6
- Have no idea..... 9

7. Have you ever received any financial support from this program during the **summer** (any summer, not just the past one)?
 (PLEASE CIRCLE **ONE** NUMBER)

Yes..... 1 Please continue

No 2 Please skip to question 9

8. For **how many** summers have you received any financial support from the program?
 (PLEASE CIRCLE YOUR **BEST ESTIMATE**)

<u>1 Summer</u>	<u>2 Summers</u>	<u>3 Summers</u>	<u>4 or More Summers</u>	<u>Have No Idea</u>
1	2	3	4	9

9. Have you conducted any “hands-on” lab work or research as part of the RIMI/MRCE project(s) in which you have participated?
 (PLEASE CIRCLE **ONE** NUMBER)

Yes..... 1 Please continue

No 2 Please skip to question 12

10. Has any of the RIMI-MRCE lab work or research that you have done been your own research project (that is, research that you yourself designed)?
 (PLEASE CIRCLE **ONE** NUMBER)

Yes..... 1

No 2

11. How useful was this “hands-on” lab work or research to you in learning to be a scientist/engineer?
 (PLEASE CIRCLE **ONE** NUMBER)

<u>Not Useful</u>	<u>Somewhat Useful</u>	<u>Very Useful</u>	<u>Have No Idea</u>
1	2	3	9

12. (1) Which of the activities listed below have you done as part of the RIMI/MRCE project(s) in which you have participated? Include activities that were available to you because of your participation in the project as well as those that were directly funded by the project. (PLEASE CIRCLE **ONE** NUMBER IN **EACH** ROW)
- (2) For those activities that you have done, please indicate how useful they were to you in learning to be a scientist/engineer. (PLEASE CIRCLE **ONE** NUMBER IN **EACH** ROW)

	(1) Did This as Part of the RIMI/MRCE Project?		(2) If "Yes," How Useful To You in Learning to be Scientist/Engineer?			
	Yes	No	Not Useful	Somewhat Useful	Very Useful	Have No Idea
a. Attended seminars or colloquia at your institution in which faculty or students from <i>other</i> institutions discussed research issues or results	1	2	1	2	3	9
b. Attended NSF's Diversity Conference in Washington, DC	1	2	1	2	3	9
c. Attended other NSF conferences (e.g., the NARCE conference)	1	2	1	2	3	9
d. Given a presentation at the Diversity Conference or other NSF conference	1	2	1	2	3	9
e. Attended other conferences for minority scientists/engineers	1	2	1	2	3	9
f. Given a presentation at a conference for minority scientists/engineers	1	2	1	2	3	9
g. Attended a professional conference that was not primarily for minorities	1	2	1	2	3	9
h. Given a presentation at a professional conference that was <u>not</u> primarily for minorities	1	2	1	2	3	9
i. Authored or co-authored a paper published (or accepted for publication) in a refereed scientific journal	1	2	1	2	3	9
j. Been involved in science, math, or engineering-related outreach activities to elementary, high school, or community college students	1	2	1	2	3	9
k. Tutored other college students in science, math, or engineering	1	2	1	2	3	9
l. Been a summer intern in a scientific or engineering company or research lab outside of your institution	1	2	1	2	3	9

13. (1) How much have you interacted with each of the following groups as part of the RIMI/MRCE project(s) in which you have participated? (PLEASE CIRCLE ONE NUMBER IN EACH ROW)
- (2) (If “some” or “a great deal” of interaction) How useful was this interaction to you in learning to be a scientist/engineer? (PLEASE CIRCLE ONE NUMBER IN EACH ROW)

	(1) Amount of Interaction			(2) How Useful Was Interaction To You in Learning to be Scientist/Engineer?			
	None	Some	A Great Deal	Not Useful	Somewhat Useful	Very Useful	Have No Idea
a. Undergraduates	1	2	3	1	2	3	9
b. Graduate students	1	2	3	1	2	3	9
c. Faculty	1	2	3	1	2	3	9

14. What is the highest level of education that you have completed? (PLEASE CIRCLE ONE NUMBER)

<u>Some College</u>	<u>Bachelors</u>	<u>Some Graduate Work</u>	<u>Masters</u>	<u>Doctorate</u>
1	2	3	4	5

15. Are you currently attending school? (PLEASE CIRCLE ONE NUMBER)

Yes..... 1 ☛ *Please skip to question 17*

No 2 ☛ *Please continue*

16. Do you intend to return to school? (PLEASE CIRCLE ONE NUMBER)

Yes..... 1 ☛ *Please continue*

No 2 } *Please skip to question 19*

Not sure 9 }

17. (If you are currently in school:) What year in school are you?
(If you are not currently in school but intend to return:) What year will you be in school when you return?
(PLEASE CIRCLE ONE NUMBER)

Sophomore 1

Junior 2

Senior 3

Graduate student: Working on masters degree 4

Graduate student: Completed masters degree, working on doctorate ... 5

Other (please specify:) _____ 6

18. What is the highest degree that you hope to obtain?

(PLEASE CIRCLE **ONE** NUMBER)

<u>Bachelors</u>	<u>Masters</u>	<u>Doctorate</u>	<u>Have No Idea</u>
1	2	3	9

19. From the list below, please select:

(1) The field you worked in as part of the RIMI/MRCE project.

(2) The field in which you plan to obtain your highest degree. (If you have completed school, please indicate the field in which you received your highest degree.)

(PLEASE CIRCLE **ONE** NUMBER IN **EACH** COLUMN)

	(1) Field of RIMI/MRCE Work	(2) Field of Highest Expected Degree
Astronomy	1	1
Biological sciences	2	2
Chemistry	3	3
Civil or mechanical engineering	4	4
Chemical engineering	5	5
Computer science	6	6
Electrical engineering	7	7
Environmental sciences	8	8
Geological sciences	9	9
Health sciences	10	10
Mathematics	11	11
Materials science	12	12
Physics	13	13
Social or behavioral sciences	14	14
Other (<i>please specify:</i>)		
_____	15	15
_____	16	16

20. Are you currently employed, either full-time or part-time?
(PLEASE CIRCLE **ONE** NUMBER)

Yes..... 1 Please continue

No 2 Please skip to question 23

21. Is your current job in a scientific, math, or engineering field?
(PLEASE CIRCLE **ONE** NUMBER)

Yes..... 1 Please continue

No 2 Please skip to question 23

22. Are you teaching science, math, or engineering?
(PLEASE CIRCLE **ONE** NUMBER)

Yes..... 1

No 2

23. How likely is it that you will pursue (or continue) a career in science, math, or engineering, either teaching or in industry?
(PLEASE CIRCLE YOUR **BEST ESTIMATE**)

<u>Not At All Likely</u>	<u>Somewhat Likely</u>	<u>Very Likely</u>	<u>Have No Idea</u>
1	2	3	9

IF "NOT AT ALL LIKELY," PLEASE SKIP TO QUESTION 26.

24. How likely is it that you will pursue a teaching career in science, math, or engineering?
(PLEASE CIRCLE YOUR **BEST ESTIMATE**)

<u>Not At All Likely</u>	<u>Somewhat Likely</u>	<u>Very Likely</u>	<u>Have No Idea</u>
1	2	3	9

25. Do you think your experience in the RIMI/MRCE project will (or has) hurt you or help you in obtaining a job in science, math, or engineering?

(PLEASE CIRCLE YOUR **BEST ESTIMATE**)

<u>Will Hurt</u>	<u>No Effect</u>	<u>Will Help</u>	<u>Have No Idea</u>
1	2	3	9

26. Which of the following categories best describes the influence that your participation in the RIMI/MRCE project had on your choice of (or preferences about) a career in science, math, or engineering?

(PLEASE CIRCLE YOUR **BEST ESTIMATE**)

<u>Negative Effect</u>	<u>No Effect</u>	<u>Positive Effect</u>	<u>Have No Idea</u>
1	2	3	9

27. How important was the **financial** support you received from this program to your **ability to continue in school**?

(PLEASE CIRCLE YOUR **BEST ESTIMATE**)

<u>Not At All Important</u>	<u>Somewhat Important</u>	<u>Very Important</u>	<u>Have No Idea</u>
1	2	3	9

28. How important was the **financial** support you received from this program to **your staying in science, math, or engineering** (at least while you were in school)?

(PLEASE CIRCLE YOUR **BEST ESTIMATE**)

<u>Not At All Important</u>	<u>Somewhat Important</u>	<u>Very Important</u>	<u>Have No Idea</u>
1	2	3	9

29. In what ways, if any, do you think the RIMI/MRCE programs could be more effective (other than simply by providing more financial support)?

(IF YOU NEED MORE SPACE, PLEASE USE THE NEXT PAGE OR ATTACH A SEPARATE SHEET)

BACKGROUND INFORMATION

30. What is your gender?

(PLEASE CIRCLE **ONE** NUMBER)

<u>Male</u>	<u>Female</u>
1	2

31. What is your age?

(PLEASE CIRCLE **ONE** NUMBER)

<u>Under 20</u>	<u>20 to 24</u>	<u>25 to 29</u>	<u>30 to 39</u>	<u>40 or older</u>
1	2	3	4	5

32. Which one of the following **best** describes your race/ethnicity?

(PLEASE CIRCLE **ONE** NUMBER)

- Asian or Pacific Islander 1
 - Black, African-American 2
 - Hispanic/Latino 3
 - Native American/American Indian or Alaska Native .. 4
 - Caucasian/White 5
 - Other (*please specify below:*) 6
-

33. Are you a U.S. citizen?

(PLEASE CIRCLE **ONE** NUMBER)

<u>Yes</u>	<u>No</u>
1	2

If you have any other comments about the RIMI or MRCE programs or about this survey, please write them here or attach a separate sheet.

THANK YOU VERY MUCH FOR YOUR PARTICIPATION.

Please return this completed questionnaire in the enclosed postage-paid envelope to:

SRI International
Survey Research Program
333 Ravenswood Avenue, Menlo Park, CA 94025

Telephone: 415-859-4164 • Fax: 415-859-4359 • E-mail: susan_russell@qm.sri.com

**SURVEY OF STUDENT PARTICIPANTS
IN NSF'S MRCE PROGRAM**

According to our records, you have participated in the NSF MRCE grant identified below.

1. **As far as you know**, have you received any kind of **financial support—including tuition, stipends, travel expenses for conferences, etc.**—from the MRCE that is identified above?
(PLEASE CIRCLE ONE NUMBER)
Yes..... 1 ☛ *Please continue*
No 2 ☛ *Please stop here and return this questionnaire to SRI*

2. As far as you know, are you **currently** receiving any kind of financial support from the MRCE?
(PLEASE CIRCLE ONE NUMBER)
Yes..... 1 ☛ *Please skip to question 4*
No 2 ☛ *Please answer question 3*
Not sure 9 ☛ *Please skip to question 4*

3. To the best of your knowledge, in what year did you **last** receive any kind of financial support from the MRCE?
(PLEASE ENTER YEAR OF MOST RECENT FINANCIAL SUPPORT FROM THIS PROGRAM)
Year: 19__ __

4. As far as you know, which of the following kinds of financial support have you received from the MRCE?

(PLEASE CIRCLE ALL THAT APPLY)

- Tuition 0
- Stipend(s) 1
- Travel expenses for conferences, etc. 2
- Money for books or other supplies 3
- Other (please specify:) _____ 4
- _____
- Not sure 9

5. Have you received financial support from the MRCE during the **regular academic year** (fall through spring of any year, not just the current one)?

(PLEASE CIRCLE ONE NUMBER)

- Yes..... 1 Please continue
- No 2 Please skip to question 7
- Not sure 9 Please skip to question 7

6. For **how many** academic terms, not including summers, have you received any financial support from the MRCE?

(PLEASE CIRCLE YOUR **BEST ESTIMATE**)

By “academic term,” we mean fall, winter, or spring term.
Do NOT include any financial support received during the summer.

- Less than 1 academic term 1
- 1 or 2 academic terms 2
- 3 or 4 academic terms 3
- 5 or 6 academic terms 4
- 7 or 8 academic terms 5
- More than 8 academic terms 6
- Have no idea..... 9

7. Have you ever received any financial support from the MRCE during the **summer** (any summer, not just the past one)?

(PLEASE CIRCLE **ONE** NUMBER)

Yes..... 1 Please continue

No 2 Please skip to question 9

Not sure 9 Please skip to question 9

8. For **how many** summers have you received any financial support from the MRCE?

(PLEASE CIRCLE YOUR **BEST ESTIMATE**)

<u>1 Summer</u>	<u>2 Summers</u>	<u>3 Summers</u>	<u>4 or More Summers</u>	<u>Have No Idea</u>
1	2	3	4	9

9. Have you conducted any “hands-on” lab work or research as part of the MRCE?

(PLEASE CIRCLE **ONE** NUMBER)

Yes..... 1 Please continue

No 2 Please skip to question 12

10. Has any of the MRCE lab work or research that you have done been your own research project (that is, research that you yourself designed)?

(PLEASE CIRCLE **ONE** NUMBER)

Yes..... 1

No 2

11. How useful was this “hands-on” lab work or research to you in learning to be a scientist/engineer?

(PLEASE CIRCLE **ONE** NUMBER)

<u>Not Useful</u>	<u>Somewhat Useful</u>	<u>Very Useful</u>	<u>Have No Idea</u>
1	2	3	9

12. (1) Which of the activities listed below have you done as part of the MRCE? Include activities that were available to you because of your participation in the MRCE as well as those that were directly funded by the MRCE.
(PLEASE CIRCLE **ONE** NUMBER IN **EACH** ROW)
- (2) For those activities that you have done, please indicate how useful they were to you in learning to be a scientist/engineer. (PLEASE CIRCLE **ONE** NUMBER IN **EACH** ROW)

	(1) Did This as Part of the MRCE?		(2) If "Yes," How Useful To You in Learning to be Scientist/Engineer?			
	Yes	No	Not Useful	Somewhat Useful	Very Useful	Have No Idea
a. Attended seminars or colloquia at your institution in which faculty or students from <i>other</i> institutions discussed research issues or results	1	2	1	2	3	9
b. Attended NSF's Diversity Conference in Washington, DC	1	2	1	2	3	9
c. Attended other NSF conferences (e.g., the NARCE conference)	1	2	1	2	3	9
d. Given a presentation at the Diversity Conference or other NSF conference	1	2	1	2	3	9
e. Attended other conferences for minority scientists/engineers	1	2	1	2	3	9
f. Given a presentation at a conference for minority scientists/engineers	1	2	1	2	3	9
g. Attended a professional conference that was not primarily for minorities	1	2	1	2	3	9
h. Given a presentation at a professional conference that was <u>not</u> primarily for minorities	1	2	1	2	3	9
i. Authored or co-authored a paper published (or accepted for publication) in a refereed scientific journal	1	2	1	2	3	9
j. Been involved in science, math, or engineering-related outreach activities to elementary, high school or community college students	1	2	1	2	3	9
k. Tutored other college students in science, math, or engineering	1	2	1	2	3	9
l. Been a summer intern in a scientific or engineering company or research lab outside of your institution	1	2	1	2	3	9

13. (1) How much have you interacted with each of the following groups as part of the MRCE?
 (PLEASE CIRCLE **ONE** NUMBER IN **EACH** ROW)
- (2) (If “some” or “a great deal” of interaction) How useful was this interaction to you in learning to be a scientist/engineer?
 (PLEASE CIRCLE **ONE** NUMBER IN **EACH** ROW)

	(1) Amount of Interaction			(2) How Useful Was Interaction To You in Learning to be Scientist/Engineer?			
	None	Some	A Great Deal	Not Useful	Somewhat Useful	Very Useful	Have No Idea
a. Undergraduates	1	2	3	1	2	3	9
b. Graduate students	1	2	3	1	2	3	9
c. Faculty	1	2	3	1	2	3	9

14. What is the highest level of education that you have completed?
 (PLEASE CIRCLE **ONE** NUMBER)

<u>Some College</u>	<u>Bachelors</u>	<u>Some Graduate Work</u>	<u>Masters</u>	<u>Doctorate</u>
1	2	3	4	5

15. Are you currently attending school?
 (PLEASE CIRCLE **ONE** NUMBER)

Yes..... 1 Please skip to question 17
 No 2 Please continue

16. Do you intend to return to school?
 (PLEASE CIRCLE **ONE** NUMBER)

Yes..... 1 Please continue
 No 2
 Not sure 9 } Please skip to question 19

17. (If you are currently in school:) What year in school are you?
 (If you are not currently in school but intend to return:) What year will you be in school when you return?

(PLEASE CIRCLE **ONE** NUMBER)

- Sophomore 1
- Junior 2
- Senior 3
- Graduate student: Working on masters degree 4
- Graduate student: Completed masters degree, working on doctorate ... 5
- Other (please specify:) _____ 6

18. What is the highest degree that you hope to obtain?

(PLEASE CIRCLE **ONE** NUMBER)

<u>Bachelors</u>	<u>Masters</u>	<u>Doctorate</u>	<u>Have No Idea</u>
1	2	3	9

19. From the list below, please select:

- (1) The field you worked in as part of the MRCE.
- (2) The field in which you plan to obtain your highest degree. (If you have completed school, please indicate the field in which you received your highest degree.)

(PLEASE CIRCLE **ONE** NUMBER IN **EACH** COLUMN)

	(1) Field of MRCE Work	(2) Field of Highest Expected Degree
Astronomy	1	1
Biological sciences	2	2
Chemistry	3	3
Civil or mechanical engineering	4	4
Chemical engineering	5	5
Computer science	6	6
Electrical engineering	7	7
Environmental sciences	8	8
Geological sciences	9	9
Health sciences	10	10

Mathematics	11	11
Materials science	12	12
Physics	13	13
Social or behavioral sciences	14	14
Other (<i>please specify:</i>)		
_____	15	15
_____	16	16

20. Are you currently employed, either full-time or part-time?
 (PLEASE CIRCLE **ONE** NUMBER)

- Yes..... 1 ☛ *Please continue*
 No 2 ☛ *Please skip to question 23*

21. Is your current job in a scientific, math, or engineering field?
 (PLEASE CIRCLE **ONE** NUMBER)

- Yes..... 1 ☛ *Please continue*
 No 2 ☛ *Please skip to question 23*

22. Are you teaching science, math, or engineering?
 (PLEASE CIRCLE **ONE** NUMBER)

- Yes..... 1
 No 2

23. How likely is it that you will pursue (or continue) a career in science, math, or engineering, either teaching or in industry?
 (PLEASE CIRCLE YOUR **BEST ESTIMATE**)

<u>Not At All Likely</u>	<u>Somewhat Likely</u>	<u>Very Likely</u>	<u>Have No Idea</u>
1	2	3	9

☛ IF "NOT AT ALL LIKELY," PLEASE SKIP TO QUESTION 26.

24. How likely is it that you will pursue a teaching career in science, math, or engineering?
(PLEASE CIRCLE YOUR **BEST ESTIMATE**)

<u>Not At All Likely</u>	<u>Somewhat Likely</u>	<u>Very Likely</u>	<u>Have No Idea</u>
1	2	3	9

25. Do you think your experience in the MRCE will (or has) hurt you or help you in obtaining a job in science, math, or engineering?
(PLEASE CIRCLE YOUR **BEST ESTIMATE**)

<u>Will Hurt</u>	<u>No Effect</u>	<u>Will Help</u>	<u>Have No Idea</u>
1	2	3	9

26. Which of the following categories best describes the influence that your participation in the MRCE had on your choice of (or preferences about) a career in science, math, or engineering?
(PLEASE CIRCLE YOUR **BEST ESTIMATE**)

<u>Negative Effect</u>	<u>No Effect</u>	<u>Positive Effect</u>	<u>Have No Idea</u>
1	2	3	9

27. How important was the **financial** support you received from this program to your **ability to continue in school**?
(PLEASE CIRCLE YOUR **BEST ESTIMATE**)

<u>Not At All Important</u>	<u>Somewhat Important</u>	<u>Very Important</u>	<u>Have No Idea</u>
1	2	3	9

28. How important was the **financial** support you received from this program to **your staying in science, math, or engineering** (at least while you were in school)?
 (PLEASE CIRCLE YOUR **BEST ESTIMATE**)

<u>Not At All Important</u>	<u>Somewhat Important</u>	<u>Very Important</u>	<u>Have No Idea</u>
1	2	3	9

29. In what ways, if any, do you think the MRCE programs as a whole could be more effective (other than simply by providing more financial support)?
 (IF YOU NEED MORE SPACE, PLEASE USE THE NEXT PAGE OR ATTACH A SEPARATE SHEET)

BACKGROUND INFORMATION

30. What is your gender?
 (PLEASE CIRCLE **ONE** NUMBER)

<u>Male</u>	<u>Female</u>
1	2

31. What is your age?
 (PLEASE CIRCLE **ONE** NUMBER)

<u>Under 20</u>	<u>20 to 24</u>	<u>25 to 29</u>	<u>30 to 39</u>	<u>40 or older</u>
1	2	3	4	5

32. Which one of the following **best** describes your race/ethnicity?
(PLEASE CIRCLE **ONE** NUMBER)

- Asian or Pacific Islander 1
 - Black, African-American 2
 - Hispanic/Latino 3
 - Native American/American Indian or Alaska Native .. 4
 - Caucasian/White 5
 - Other (*please specify below:*) 6
-

33. Are you a U.S. citizen?
(PLEASE CIRCLE **ONE** NUMBER)

<u>Yes</u>	<u>No</u>
1	2

If you have any other comments about the MRCE program or about this survey, please write them here or attach a separate sheet.

THANK YOU VERY MUCH FOR YOUR PARTICIPATION.

Please return this completed questionnaire in the enclosed postage-paid envelope to:

SRI International
Survey Research Program
333 Ravenswood Avenue, Menlo Park, CA 94025

Telephone: 415-859-4164 • Fax: 415-859-4359 • E-mail: susan_russell@qm.sri.com

STUDY OF NSF'S MRCE PROGRAM

Indicators Questionnaire

1. About how many individuals in each group below have received each listed type of support from the NSF MRCE award
 (a) since the beginning of the award, and (b) during the 1994-95 academic year??

PLEASE ENTER YOUR BEST ESTIMATES; IF NONE, ENTER "0".

		Number:	
		Since the Beginning of the Award	During the 1994-1995 Academic Year
Minority Faculty group)	("minority" = member of a targeted minority group)		
	Received the equivalent of <u>at least</u> 1 month's salary from the MRCE award	_____	_____
	Received other kinds of financial support from the MRCE award (e.g., for travel, publication support, books, supplies, etc.)	_____	_____
	Used equipment purchased by the MRCE award	_____	_____
Non-Minority Faculty			
	Received the equivalent of <u>at least</u> 1 month's salary from the MRCE award	_____	_____
	Received other kinds of financial support from the MRCE award (e.g., for travel, publication support, books, supplies, etc.)	_____	_____
	Used equipment purchased by the MRCE award	_____	_____

(continued)

	Number:	
	Since the Beginning of the Award	During the 1994-1995 Academic Year
Postdocs		
Received the equivalent of <u>at least</u> 1 month's salary from the MRCE award	_____	_____
Received other kinds of financial support from the MRCE award e.g., for travel, publication support, books, supplies, etc.)	_____	_____
Used equipment purchased by the MRCE award	_____	_____
Other technical professionals (technicians, programmers, etc.)		
Received the equivalent of <u>at least</u> 1 month's salary from the MRCE award	_____	_____
Administrators or administrative support staff		
Received the equivalent of <u>at least</u> 1 month's salary from the MRCE award	_____	_____
Minority graduate students ("minority" = member of a targeted minority group)		
Received stipends from the MRCE award for <u>at least</u> 1 academic term (including summer)	_____	_____
Received other kinds of financial support from the MRCE award (e.g., for travel, publication support, books, supplies, etc.)	_____	_____
Used equipment purchased by the MRCE award	_____	_____
Minority undergraduates ("minority" = member of a targeted minority group)		
Received stipends from the MRCE award for <u>at least</u> 1 academic term (including summer)	_____	_____
Received other kinds of financial support from the MRCE award (e.g., for travel, publication support, books, supplies, etc.)	_____	_____
Used equipment purchased by the MRCE award	_____	_____

2. On average, for how many academic terms has each of the MRCE-supported students received an MRCE stipend?
 (PLEASE ENTER YOUR **BEST ESTIMATES**)

**Average Number of Academic
 Terms for Which an MRCE Stipend
 Has Been Received:**

- a. Minority undergraduates: _____
- b. Minority Masters Degree students: _____
- c. Minority Ph.D. students: _____

3. About how much non-MRCE external funding has been received by your institution for research that relies on equipment purchases with MRCE funds?
 (PLEASE ENTER YOUR **BEST ESTIMATE**; IF NONE, ENTER "0")

Non-MRCE funding for research that relies on MRCE equipment: \$ _____

4. How much of the MRCE research, if any, has used equipment or facilities purchased with RIMI funds?
 (PLEASE ENTER YOUR **BEST ESTIMATE**)

- None 1
- Less than 25% 2
- 25% to 50% 3
- 51% to 75% 4
- More than 75%..... 5

5. In total, how many publication in refereed journals have **all faculty** had for which the MRCE award was cited as having supported or co-supported the research? Please count each publication only once.

*(PLEASE ENTER YOUR **BEST ESTIMATE**; IF NONE, ENTER "0")*

Number of faculty publications supported by the MRCE award: _____

6. In total, how many publications in refereed journals have **students** had for which the MRCE award was cited as having supported or co-supported the research? Please include publications that were co-authored by faculty.

*(PLEASE ENTER YOUR **BEST ESTIMATE**; IF NONE, ENTER "0")*

Number of student publications supported by the MRCE award: _____

7. How many masters or doctoral dissertations and theses have cited the MRCE award as having supported or co-supported the research?

*(PLEASE ENTER YOUR **BEST ESTIMATE**; IF NONE, ENTER "0")*

Number of masters or doctoral dissertations/theses supported by the MRCE award: _____

